

PROJECT

Dyrick Hill Wind Farm
 110kV Grid Connection

CLIENT



CONSULTANTS

NOTES: -

LEGEND: -

ISSUE/REVISION

PO	DATE	DESCRIPTION
I/R	16.09.22	Issued For Planning

PROJECT NUMBER

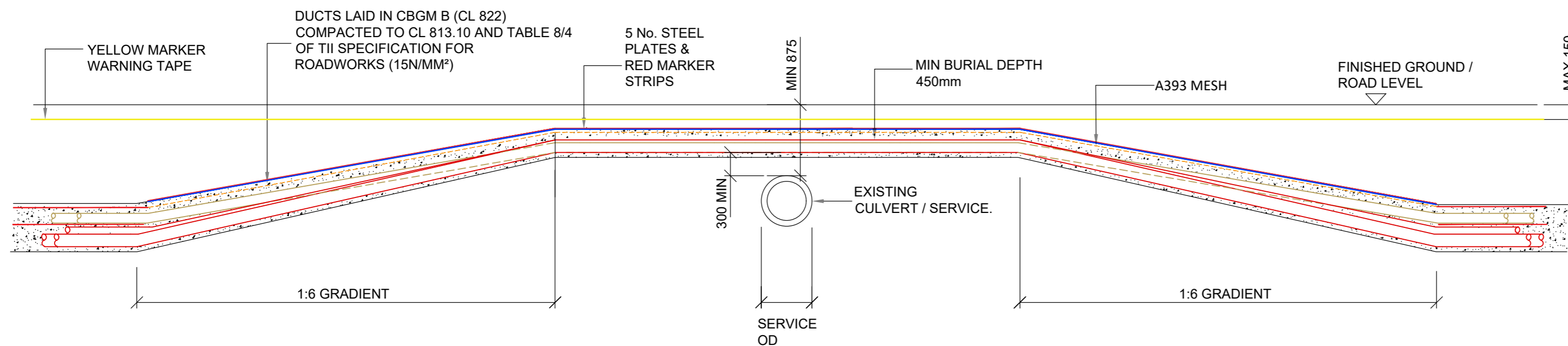
05-829

SHEET TITLE

Trench Sections for Crossing
 Existing Culverts/Services
 Overcrossing

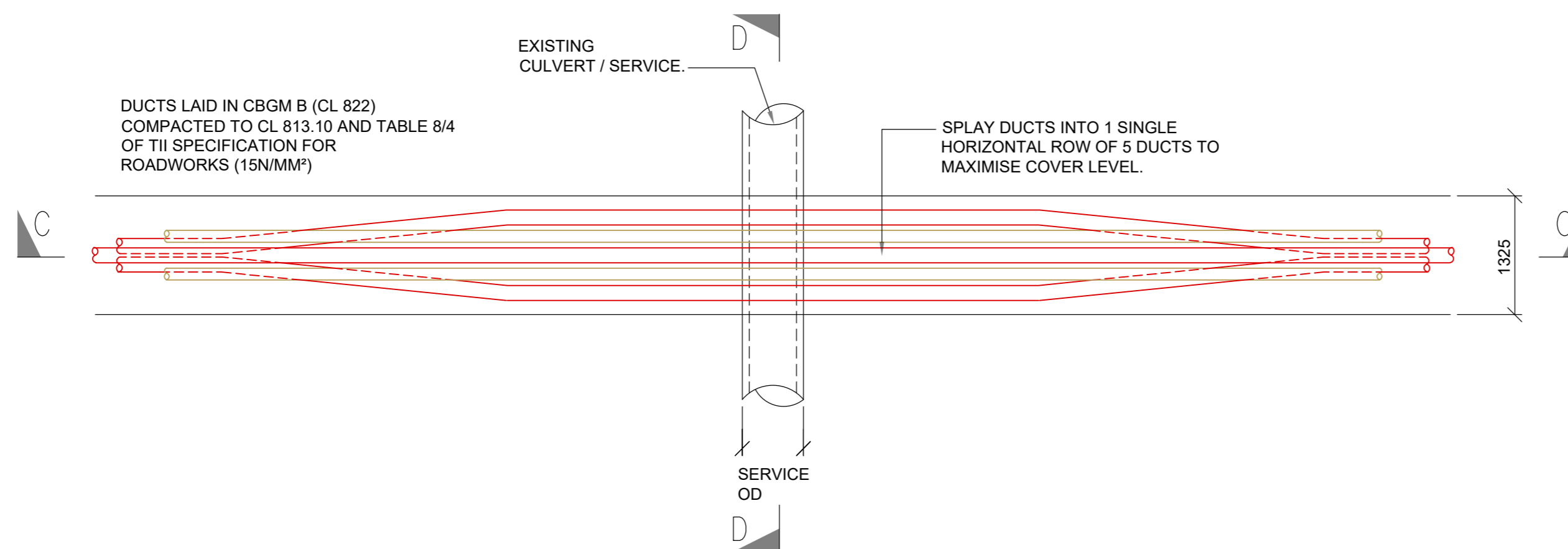
SHEET NUMBER

05829-DR-154



SECTION C-C

SCALE 1:50










PLAN VIEW

SCALE 1:50

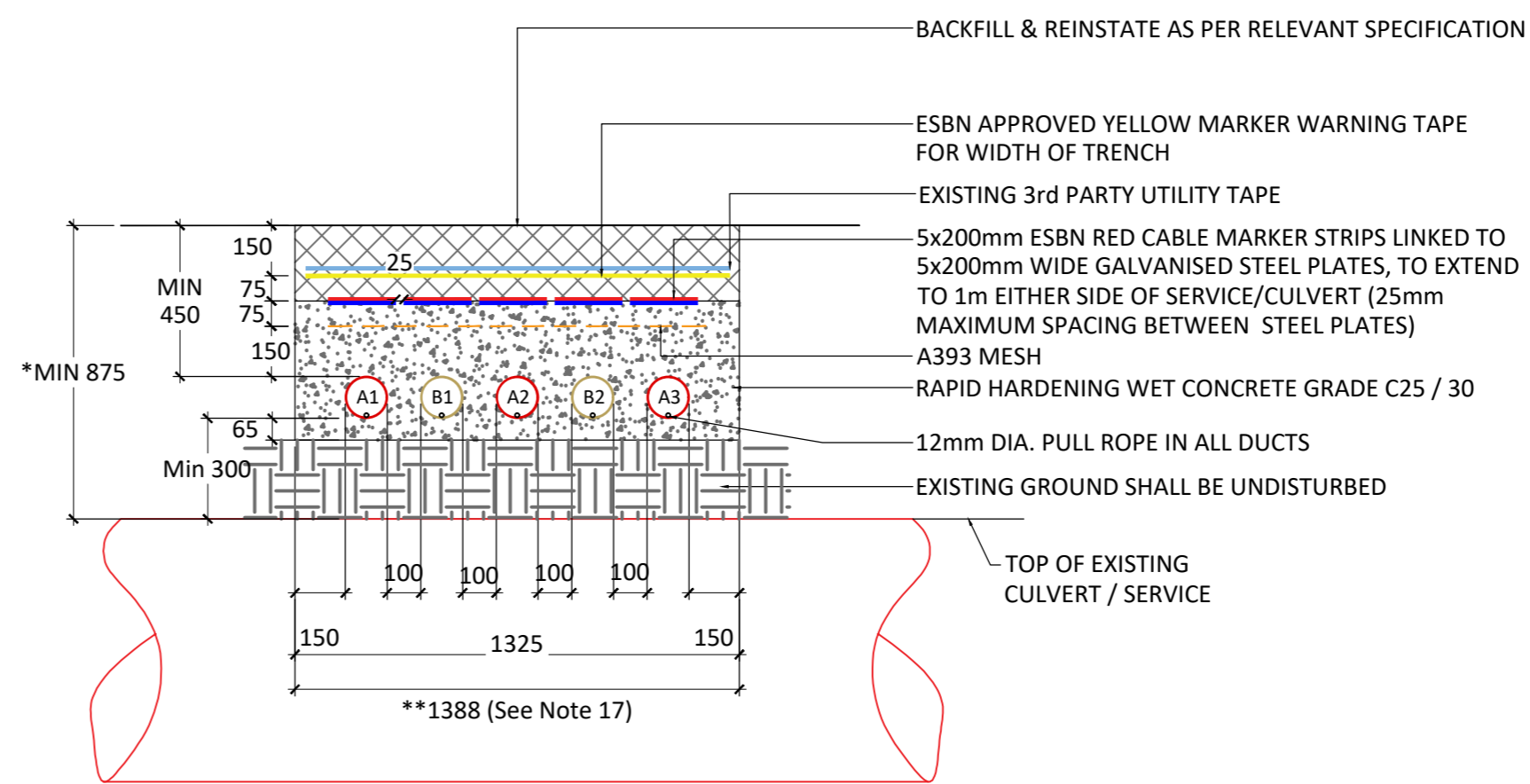
SERVICE OVERCROSSING

LEGEND

-  125mm Ø HDPE POWER DUCT WITH 12mm DIAMETER PULL ROPE
-  125mm Ø HDPE COMMUNICATION DUCT WITH 12mm DIAMETER PULL ROPE
-  RED MARKER STRIP OR STEEL PLATES
-  YELLOW MARKER WARNING TAPE
-  A393 STEEL REINFORCEMENT MESH
-  6mm GALVANISED STEEL PLATE
-  EXISTING SERVICE TAPE

GENERAL NOTES

- This drawing is subject to ESB design approval and is not to be used for construction.
- This drawing is to be read in conjunction with all other relevant documentation.
- Do not scale from this drawing use only printed dimensions
- All dimensions are in millimetres, all chainages, levels and co-ordinates are in metres unless defined otherwise.
- No excavation shall commence until the Contractor has consulted up to date services drawings and carried out an Electromagnetic Locator (EML) Scan.
- Hand dig only within 500mm of existing services.
- If compacting CBGM B could cause damage to the culvert / service below, use rapid hardening cement grade C25/30 following engineers prior approval.
- For standard trench cross section drawings and minimum horizontal separation to existing services, see 05829-DR-150 (TREFOIL) and 05829-DR-153 (FLAT).
- Where depths exceed 2500mm to the top of duct the contractor shall consult the cable system design engineer for phase spacing requirements.
- Backfill as per guidelines for the opening, backfilling and reinstatement of openings in public roads (2015).
- ESB's preference is to cross under existing services where possible. This design may only be applied with confirmation in writing from the Engineer on a case by case basis.
- The Contractor is responsible for the design and construction of all temporary works. The Contractor shall appoint a temporary works designer, and submit temporary works design to PSDP for review.
- 225 mm minimum concrete over ducts where they transition from standard cross section and where they are at less than standard cover to ground level.
- Roads with existing deep asphalt require a minimum 225 mm from the underside of the existing asphalt to the top of the cable duct.
- The owner of the existing utility being crossed must be consulted in advance of works commencing as per their guidelines.
- The Contractor shall record detailed as-built information as per the specification. at all crossing locations these records shall include photographic evidence clearly demonstrating that minimum service clearances and duct separations have been achieved.
- Where duct for Earth Continuity Conductor (ECC) is required for single point bonded sections, attach the 63mm ECC duct to the B1 duct and update the trench width accordingly.



SECTION D - D

SCALE: 1:20

* ALL EXISTING SERVICES WITH COVERS LESS THAN MIN. DIMENSIONS ABOVE SHALL BE CROSSED BY UNDERCROSSING METHOD

- A = 125mm OUTER DIAMETER HDPE ESB APPROVED COMMS DUCT, SDR=17.6
- B = 125mm OUTER DIAMETER HDPE ESB APPROVED POWER DUCT, SDR=17.6